



President's Note

Hi Quilters,

Hard to believe that we're already approaching February of this new year! We're getting closer to our Quilt Show and maybe these snowy, icy, cold days can help us get our quilts ready for the show!

Hope to see all of you at our next meeting at the Swisher Center on February 7th!

Happy quilting,

Alice

**Exciting
Opportunity to
Sell Your
Quilts**

see page 4



February

2/1	Vickie Johnson
2/4	Tracy Burkart
2/5	Dawn Lathrop
2/14	Ann Everett
2/19	Cindi Sullivan
2/23	Gerry Lou Wray

2021-2022 Officers and Committee Chairs:

President – Alice Wise
Vice President – LaWonne McCoy
Secretary – Gerry Lou Wray
Treasurer – Tracy Burkart
Membership – Linda Nichols
Hospitality – Shirley Sink
Newsletter – Ellen Hart

Community Outreach – Linda Fishell
Door Prizes –
Website- Tracy Burkart
Quilts of Valor – Tracy Burkart
Facebook – Gloria Stickney
Historian – Open
Quilt Show Chairs – Shirley Sink
Cindi Sullivan



February 7, 2022

For our February meeting we welcome Karen Comstock as our guest speaker. She was scheduled last month but our meeting was cancelled due to weather. Karen is from Cary, NC and will be presenting a trunk show and program called Busting UFOs. Invite a friend.

Also for the February meeting, please bring a beautiful red, pink, or Valentine fat quarter. Hummmm, wonder what we will do with these?



LaWonne McCoy

This will be our last general meeting before quilt **entry forms** for the show are due.

Bring any completed quilt show entry forms and fee(s) to the February meeting. Otherwise, entries are due by mail on Feb 25, see rules at <http://www.hottqg.com/2022-quilt-show.html>

Photos may be printed on regular paper. A photo of the quilt top is necessary for identification and show planning and should be submitted with the entry form, even if quilt is not completed.

Call Ellen at 336-240-0275 or email ellenhart3@gmail.com with **any** questions.

TREASURER REPORT

Beginning Balance 12/1/2021	\$14,260.27
Deposits	\$ 0.00
Checks Written	\$ 340.08
Ending Balance 12/30/2021	\$13,920.19

QUILTS OF VALOR

News:

We will be accepting QOV star blocks for our block drive any time. The patterns can be downloaded from our website at <http://www.hottqg.com/quilts-of-valor-presentations.html>. We have plenty of fabric to give you for the blocks. Please call Tracy at 336-817-3347 to arrange to get fabric/block kits. We will be keeping any blocks turned in for our use. Thank you again for your generosity. Keep it up!

We have other block kits and quilt kits that will be available at the meetings if you would like to take one home and work on it a little or a lot. Please don't feel pressured to make a whole quilt.

Thank you for all you do for our veterans.

February 14 Sew Day

Yes, Our Sew Day will be on Valentine's Day. Be sweet to yourself - come to Sew Day for a fun day of sewing. We meet each month at the Swisher Center from 9:30 to 3:00. There is plenty of space to baste a quilt, set up your sewing machine or plan / cut out your next project. Plus, friends to help and encourage you. Bring a snack or lunch and work uninterrupted. Look forward to seeing you at Swisher! Any questions? Call Cindi 336-405-2324

Swisher Center at Forsyth Tech
1108 Swisher Road Kernersville, NC

Together Again 2022 Quilt Show

Please remember the important dates for our Quilt Show.

Quilt ENTRY forms: Deadline date - Friday, February 25, 2022. You can deliver completed entry form(s) to Ellen Hart at our February meeting. If mailed, postmark NO LATER than Friday, February 25, 2022. Print out the rules, definitions and entry forms from our website, hottqg.com.

Volunteer sign up sheets will be at our February and March meetings. Your help is required to make our show a success! See Mary Jo Wimberly to sign up for as many hours as possible.

Turn in quilts - Tuesday, April 5, 2022 at the Swisher Center. 1pm to 7 pm. (NO quilts will be accepted at April meeting)

Judging of quilts - Wednesday, April 6, 2022 at the Swisher Center. Gloria Stickney and her volunteers are the only members allowed in the room during judging day. (Also, on Wednesday, the Winston Salem Fairgrounds staff will be setting up quilt racks and drapes. This should insure a smooth set up day.) Several of our Quilt Show Chairs will be overseeing the set up.

Set up Quilt Show - Thursday, April 7, 2022. All members and volunteers are needed to hang the quilts, set up Granny's Boutique, Admissions, Silent Auction, Books, etc. Vendors will also be setting up this day. We need to be "Show ready" by the end of the day on Thursday.

Friday, April 8 and Saturday April 9, 2022 - The doors to our Quilt Show OPEN! Show hours 9am to 5 pm each day.

Remember to support the Quilt Show with tickets to win our opportunity quilt. It's our Guild's only bi-annual fund raiser. We delayed our 2021 show till 2022. Everyone's participation is required for our success. Plus, it's your time to share your quilts with friends and family! If you have any questions, please contact Shirley Sink or Cindi Sullivan

Together Again

2022 Quilt Show

Exciting Opportunity to Sell Your Quilts

The Quilt Show Committee met on January 11, 2022. Everyone is doing a great job and plans are progressing for our April 8-9, 2022 Together Again show. We will probably have several vendor spaces to rent. We discussed possible uses for these empty spaces. One idea would be to offer members a chance to sell their personal quilts. It was voted by the Show Committees to charge a commission of 15% for each member's quilt price in lieu of the normal \$175 rental fee. This offer is to help our members and still make some funds from an unused vendor space.

However, all current committee chairs are extremely busy with all their normal duties. A member **MUST** volunteer to chair this opportunity. Rules and methods of sale must be determined by this Chairperson. Anyone selling their quilt must be able to help man the space. Funds for this space would be separate from the Guild's treasury. Commission fees would be payable to the Guild from the seller. There is a lot to be considered and approved by the Quilt Show Chairpersons.

Please consider this opportunity. We will discuss at our February meeting to see if there is interest in this offer. Remember, a Committee Chair must volunteer! If you have any questions, please call Cindi at 336-405-2324.

Challenge 2022

Two thousand twenty-two we come together again
And now's the time for your Challenge to begin.

A charming quilt only you should make.
Please, don't dilly-dally for goodness sake.

What size, you ask, should it be?
All sides together can't exceed inches of 103.

Colors green, pink, yellow and blue
Choose from these four, more than two.
To these, additional colors you may add.
However, if you don't, we'll not be mad.

Somewhere therein, big enough for us to see
A heart- you chose how many, surprise me.

In a prominent spot, there is to be a pretty flower blossom.
Should you add more than one, it will be ever so awesome.

Outside borders will be up to you
How many you want - one, three or two.

Please think out of the box- create and go
Plug in your machine and sew, sew, sew!

Any questions, please call Fran McKinney
home: 336-497-4272 cell: 318-245-2255

Month 2 for those who are participating in our 8-month mystery quilt.

The finished size will be 66" x 84". You may make a smaller version (baby quilt size) by making 1/4 of the blocks and adding extra blocks at the end if needed. How exciting it will be to see all the completions after the final installment!

Please contact [Tracy Burkart](#) if you have any questions.

Fool's Gold Mystery Quilt: Scrap Buster #8 Month 2

Presented by *Quilter's World* and author Susan Mallery.

All fabrics donated from Hoffman of California.

Machine Quilting by Masterpiece Quilting.

WEEK 2 INSTRUCTIONS

Note: Use a 1/4" seam allowance and stitch right sides together for all construction unless otherwise instructed. It is important to keep same units and pieces together. We suggest using sandwich bags. Be sure to label each bag with the unit or piece reference name.

- Stitch a C triangle to both short ends of an A rectangle (Figure 1). Press seams toward C. Repeat to make 18 A-C units.

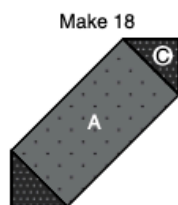


Figure 1

- Stitch D to right short end and E to left short end of a B rectangle (Figure 2). Press seams away from B. Repeat to make 18 B-D-E units.

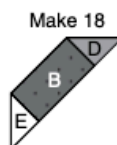


Figure 2

- Stitch a C triangle to the top of a B-D-E unit referring to Figure 3. Press seam toward C. Repeat to make 18 B Corner Units.

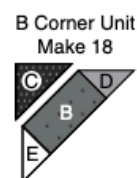


Figure 3



Hints, tips and tricks submitted by our members.

Please feel free to email your favorite or newly discovered tips, blog posts, video links, etc. to newsletter editor via link below by the 15th of each month.

[Newsletter submissions](#)

Do you need an easier way to baste your quilts? Have you tried spray basting and didn't like it? This video will show you how to spray baste your quilts, then put them together on a design wall or table. It shows an easy way to get out the wrinkles and how to really keep the layers together. So eye opening for me.

christaquilts.com

then look for December 30th blog on Spray basting quilts.

Tracy

TO WASH OR NOT TO WASH...

To me, the pertinent comment in this article is above the photo of the buffalo check fabric:

"Now... all that said, the one "type" of fabric that really does benefit from pre-washing is **extra-wide backings**. In fact, it's recommended."

The full article:

<https://my.modafabrics.com/2018/02/to-wash-or-not-to-wash?fbclid=IwAR1-NXziKZqfPyWkTixeWl6ccpsPER8eNswRPE2-cl8V38MtxAZDNLJzoL8>

Ellen



Happy Valentine's Day

Make this project:

<https://www.janome.com/inspire/projects/holiday--seasonal/i-3-you-a-gifty-pincushion/>



Upcoming Events

January 28 and 29, 2022

The Quilting and Needle Art Extravaganza

Statesville Civic Center, Statesville, NC
Save \$1.00 off admission with this card.

The Quilting and Needle Art Extravaganza
Statesville Civic Center, 300 South Center St., Statesville, NC
Friday, January 28, 2022 from 9am - 5pm
Saturday, January 29, 2022 from 9am - 4pm
\$6.00 Admission

About 30 of your favorite quilting and yarn vendors for your shopping pleasure. Booths full of fabrics, notions, wools, yarns, books, patterns, embellishments, sewing machines and long arm quilting machines. Fabulous food and bakery on-site. Bring your friends and spend a wonderful day shopping for fabric, planning several new projects and maybe buy a new sewing machine. Rest for a while in the lobby. Have a cup of coffee, a delicious sandwich and a piece of cake or pie. Then go back for another yard of fabric.

A Quilter's Perfect Day Out!
Drawings for Door Prizes and Sewing Machines.
Arrive early. The first 100 people in the door each day get 2 chances to win. Grand Door Prize Drawing each day at 3pm. You must be present to win.

A complete list of vendors and details at
www.quiltersgallery.net

Just say you saw the postcard to get \$1 off admission.



www.quiltfest.com



Capital Quilters Guild Quilt Show



March 18 & 19, 2022 9:00 am - 5:00 pm
\$10 admission per day

Kerr Scott Building, NC State Fairgrounds

View exquisite quilts - miniature to traditional to
modern and beyond!

Bid on a mini quilt in the Benefit Silent Auction

Shop the Gift Boutique

Cast votes for Viewer's Choice winning quilts

Try out machines & shop for notions at the Vendor
Mall

Call for Entries will open December 1st at
www.capitalquilters.org

Vendor enquiries: capitalshowvendors@gmail.com

More information can be found at:
<https://www.capitalquilters.org/quilt-show-2022/>